

Parent Guide to Using Stonewall Jackson High School's Online Systems: SchoolFusion & Edulink

SchoolFusion is the Learning Management System tied to Stonewall Jackson High School's webpage (www.sjraiders.org). After you log in to the webpage, you will have access to your student's class webpages and assignment calendar, as well as the SchoolFusion Message Center that gives you an easy way to communicate with Stonewall Jackson staff. **Edulink** is used by parents to check grades and monitor attendance. Parents can also use Edulink to update Emergency and Parent/Guardian contact information online. The username and password you create using the steps outlined below will work for **both** SchoolFusion and Edulink.

To Create Your SchoolFusion/Edulink Account:

1. Pick up your passcode from your student's school(s) (Note: If you have students at multiple PWCS schools, you will need to go to each school to obtain the passcode for each student. This is the only time you will have to do this). A picture ID is required to pick up the passcode.
2. Go to www.sjraiders.org (or any of your children's school's websites) and click **Parent Registration** on the left side of the window.
3. Complete the online registration form. In addition to the passcode, you will need your student's ID number. Enter the student ID and passcode for each of your children enrolled in PWCS schools.

Once your registration is complete, you will immediately be able to login to Stonewall Jackson's webpage (a.k.a. SchoolFusion).

After 2 business days you will be able to use the same username and password you created to also login to Edulink.



A screenshot of a 'User Login' form. It has a dark red header with the text 'User Login' in white. Below the header are two input fields: 'Username:' and 'Password:'. To the right of the 'Password:' field is a red button with the word 'Login' in white text.

Please do not share your SchoolFusion/Edulink username and password with anyone, including your student. Students will have their own login information with view-only rights to Edulink.

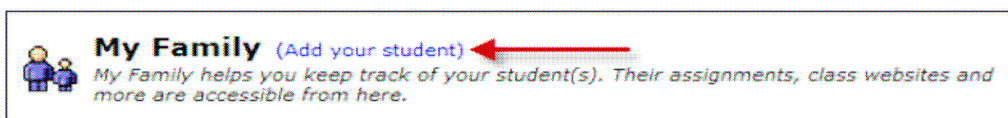
To Login to Edulink:

1. Go to www.sjraiders.org.
2. Click **Edulink** on the left side of the window. The Edulink window displays.
3. Login using the same username and password you created at www.sjraiders.org.

Your student's information is available by clicking the icons you see after logging in. Using Edulink, please make any necessary changes to the contact information under the **Emergency and Parent/Guardian icons**.

Adding Students to Your SchoolFusion Account:

1. Go to www.sjraiders.org and log in.
2. On the navigation bar along the left side of the window, click **My Family**. The **My Family** window displays.
3. On the **My Family** window, click on **Add your student**.

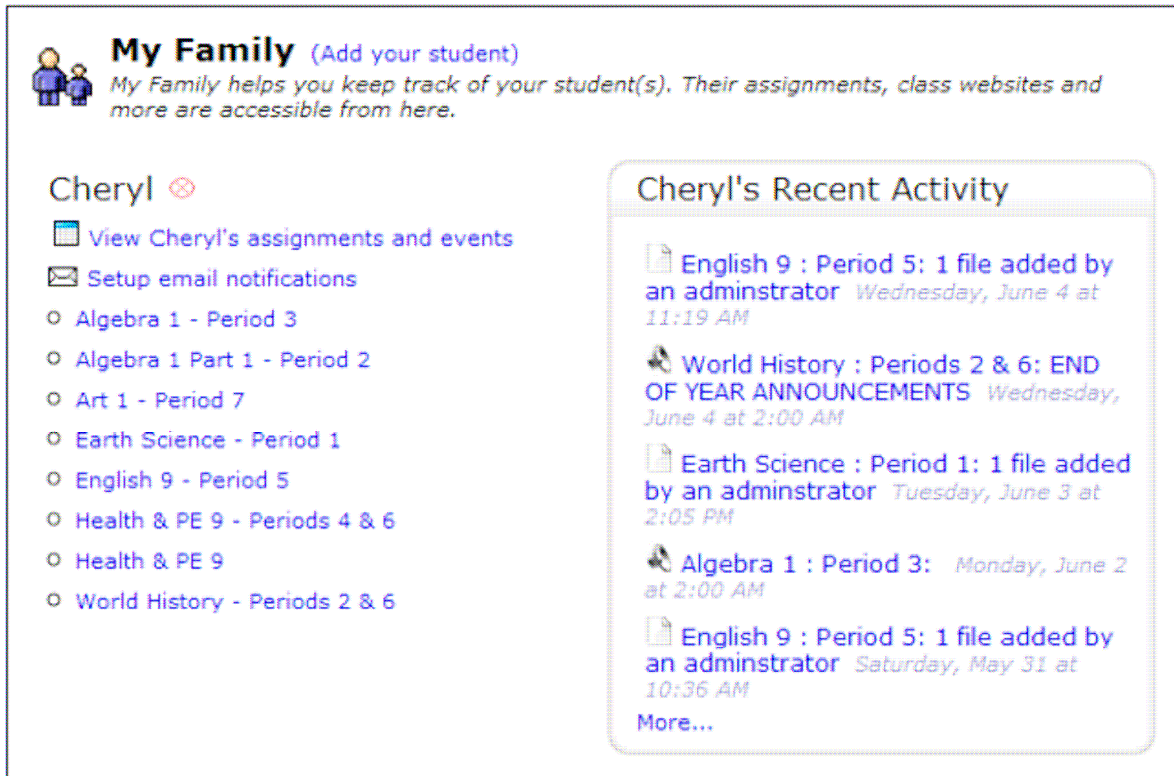


4. Enter the Student ID and passcode for the student you wish to add and click **submit**.

Parent Guide to Using Stonewall Jackson High School's Online Systems: SchoolFusion & Edulink

Viewing Your Student(s)' Information:

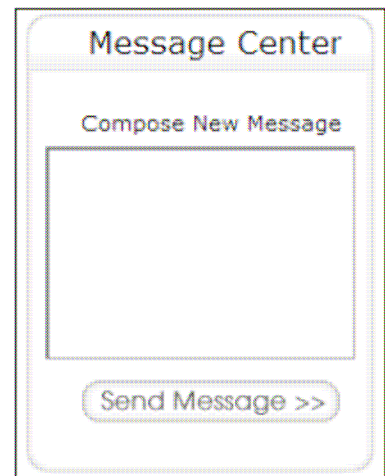

All of your student's information displays on the **My Family** page. Just click the **My Family** link in the Navigation Bar. If you have more than one student attending a PWC school, all the students will be listed here on the same page.



Sending Messages to Stonewall Jackson Faculty:

1. Go to www.sjraid.org and log in.
2. From the top menu items, click **Staff Directory**. The Staff Directory displays.
3. Click the faculty member's name. Their staff profile displays.
4. Send the message using the **Message Center** on the profile page. The faculty member will see your message the next time he/she logs in.

After the faculty member responds, the response will show up in your Message Center inbox the next time you log in.



If you have an email address recorded under your SchoolFusion **Personal Settings**, the message from the faculty will also arrive in your personal email inbox.

If you have any questions about Stonewall Jackson High School's online systems, SchoolFusion and Edulink, please contact the SJHS website administrator, Tina Brunn, at brunncl@pwcs.edu.